




EYFS BUSY CHOOSING ACTIVITIES for 1st June

Some of these activities can be repeated multiple times.

<p>Make some of your own story puppets. You could use stones, pebbles, lollypop sticks or even stick you can find outside.</p>	<p>Can you create your own castle outdoors? Perhaps you could use sticks to create a tepee shape or maybe you could use large boxes to help make the structure.</p> 		<p>Use playdough or salt dough to create your own fossils, you could use dinosaurs or plastic animals to create footprints in the dough.</p>	<p>Go on a shape hunt and talk about the different flat and solid shape names. Can you describe the shapes you can see? Which shape do you find the most?</p>	<p>Invent your own bug hotel using junk modelling. Leave outside for a while to see if you have any visitors. Make a pictogram to keep a record of the different insects that stayed over.</p>	<p>Make patterns using objects you find around the home or outside. You can use symbols or letter to explain your pattern such as AB or ABB depending on the structure of your pattern. Here are some examples.</p>  <p>ABB</p>	
<p>Explore Busy Things – try something new or repeat a favourite game.</p>	<p>Have a go at the optional activities set for you by your teacher on Busy things!</p>	<p>Explore the readiwriter website and completed suggested activities.</p>	<p>Explore Out of the Ark resource (link at bottom) and get singing!</p>	<p>Use the Oxford Owls website to read a wide selection of books.</p>	<p>Use the number blocks clips to recap numbers, shapes and patterns.</p>	<p>Practise a range of phonics skills using the Phonics bloom website.</p>	<p>Stay fit by taking part in the daily mile</p>
<p>Retell a traditional tale changing the ending.</p>	<p>Put petals, leaves or grass in water to freeze. Leave it on a plate to</p>	<p>In your mud kitchen or perhaps when cooking with someone at</p>	<p>Check the weather, and write or film yourself doing a report.</p>	<p>Use natural items such as sticks and stones to create a</p>	<p>Go on a nature treasure hunt – look for natural treasures in</p>	<p>Write a recipe for a potion that you'd make. It could be to turn</p>	<p>With a timer, sit for five minutes by the window or in the garden.</p>

EYFS BUSY CHOOSING ACTIVITIES for 1st June

Some of these activities can be repeated multiple times.

	melt and observe what happens. You could also find different ways to melt the ice, which will be the quickest?	home, can you talk about capacity. Compare which ingredients you are using the most of?	Did we get the weather we had expected?	picture or collage. You could even use these to create words, letters and numbers.	the garden.	someone into a frog or perhaps to grow purple toe nails.	Draw or write everything you see.
Write an invitation to a royal event, make a card to say sorry for blowing down the pig's house or perhaps draw a wanted sign for an evil character.	Play BINGO or SPLAT in some way – tricky word bingo, teen number bingo/splat ... just make a grid, fill it in and off you go!	Can you use junk modelling this week to make your own instruments? You could rope all of the family in and make your own rock band.	Collect ten things and leave them in a line. Collect other amounts and build teen numbers using the stem sentence 'I know it is 15 because it is a ten and a 5'	Build a reading den! Find somewhere cosy and snuggle up with a few favourite books and teddies.	Play schools! Use resources you have at home to line up your teddies and pretend to be Mrs Baker or Miss Whittle!	Collect lots of objects on your daily walk or perhaps from the garden and make your own nature mobile. 	
GET BUILDING! You could make a Lego model, tower	GET COOKING! With a grown up look up a new recipe.	GET ACTIVE Take part in a new online exercise, set up	GET SKETCHY! Look out of the window	GET CRAFTY Junk modelling! Collect some	GET CREATIVE Can you use a computer,	ACTS OF KINDNESS Can you draw pictures for	GET MESSY Could you create your own slime,

EYFS BUSY CHOOSING ACTIVITIES for 1st June

Some of these activities can be repeated multiple times.

or construct something new. Add a label to your model.	Follow the steps and make something yummy!	an obstacle course or get out walking/running a daily mile.	and sketch the view or find everyday items to sketch in your house. Add a label to your picture.	reusable items and create something new. Add a label to your model	Ipad, phone app to create a picture? Maybe you could create your own mini animation story.	members of your family or perhaps post pictures to your friends & neighbours on your daily walk. Maybe you could chalk a nice message on your drive for passers by 😊	perfume or mud kitchen stew in your garden this week?
--	--	---	--	--	--	--	---

Out of the Ark - https://www.outoftheark.co.uk/ootam-at-home/?utm_source=homepage&utm_campaign=ootamathome2&utm_medium=banner

<https://www.oxfordowl.co.uk/api/interactives/12940.html>.