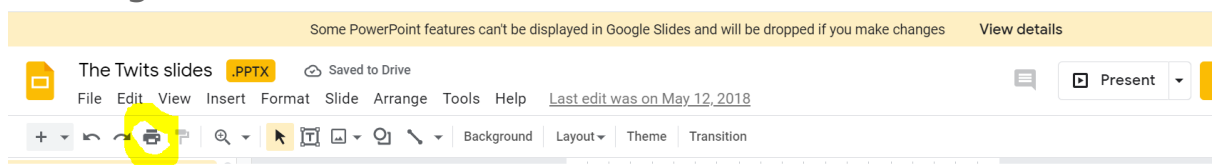


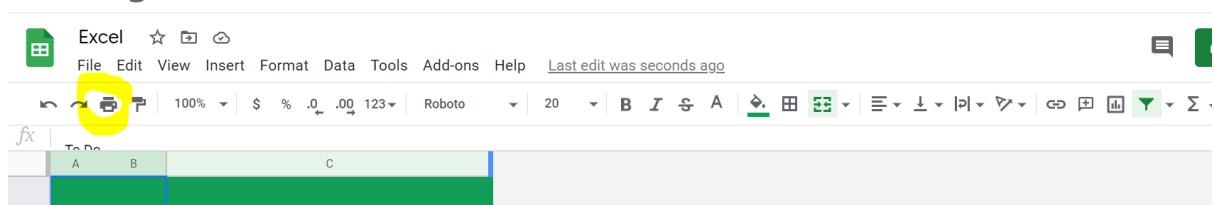
## Printing in Google Drive

All student work in Google Classroom is will be saved as a google document, google sheets or google slides presentation. When opening the children's work in these platforms you will see a printer sign which will give you the option to print out the work if needed. Below are some screen shots of where to find this symbol to support you. These options will be presented on chrome books, iPads and on web browsers if using a desktop or laptop;

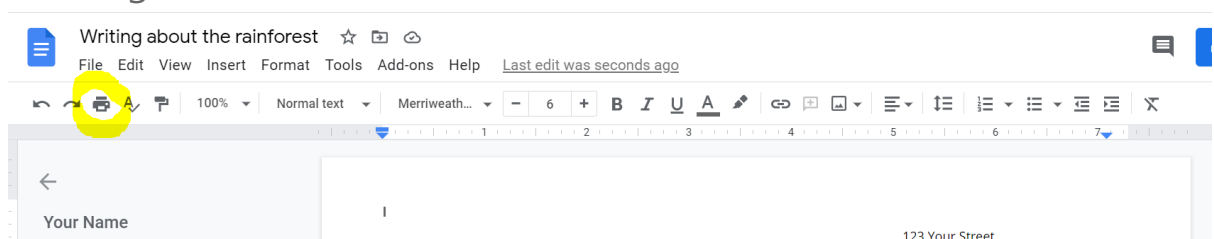
- Google Slides



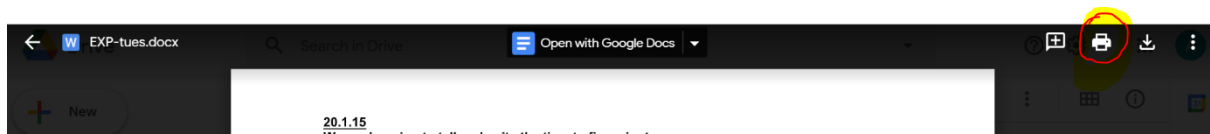
- Google Sheets



- Google Docs



If you are clicking on the work without opening the document within the google programmes, you still have an option to print. Click on the piece of work, opening in preview mode, options to open, download and print will be presented. Below is a screenshot to show you where to locate the printing icon.



If you are using a new chrome book or Ipad please remember to link up your printer before trying to print as they won't automatically recognise your home printer.

We hope you find this helpful.