

# Year 4 Home Learning Project Menu

Autumn 1, 2022


Choose one of the following options for your home learning project. You need to be as creative as you can. As this is an extended task you are expected to spend time on it each week and produce an impressive final piece. The tasks are all based around the work we are doing in class. You can get information from books or the internet. If you have any problems with this please speak to one of the Year 4 teaching team.

## Times Table Game

In Year 4 we are busy learning our multiplication tables. Design and make a game that helps you to practise your tables. It might be a board game or perhaps a card game. You could think about other games you like to play to inspire ideas for your own game. You need to include some simple instructions to explain how to play the game.




## Favourite Authors



This term we will be reading books by different authors and writing book reviews. Create your own information fact file about your favourite author. You can present it on paper, as a poster or perhaps a power point on the computer. Try to include lots of different information and pictures about the author and the books he/she has written.

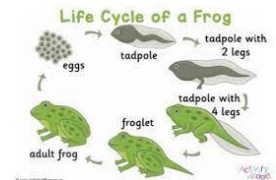
## Science

In science we are studying forces and magnets. Design and make a game for younger children that uses magnets.



## ART

Make a 3D model that shows and explains the life cycle of a frog.



## Writing

In the book Tuesday by David Wiesner one unusual Tuesday evening the frogs begin to fly on their lily pads.

Write a set of instructions titled:

**How to fly a lily pad.**

This home learning **MUST** be completed and brought into school by **Friday 14<sup>th</sup> October**. Alternatively you can also take a photo of your home learning and send it to the class email.

Children are free to use the books we have at school. If you need some basic resources such as paper, please speak to your teacher.

