



Creepy Crawlies



Suggested EYFS weekly timetable for learning at home 27/4/20

| EYFS 1&2 | 8.45 | 9.00 | Busy learning | 10.45-11 | Phonics | 12pm | 1pm | Busy learning |
|----------|---|---|---|------------|---|------------|--|---|
| Monday | <p>Start your morning with some stretches and exercise!</p> <p>Pick a go noodle or 'koo koo kanga roo' video or two to dance to! Here is a link to a cosmic yoga about dogs</p> <p>https://www.youtube.com/watch?v=wBdMZMEKq-s</p> | <p>Write a sentence or more if able about your weekend news. Perhaps it was a yummy tea, games you played in the garden or making something. Remember to think about your formation and use a finger space – try to use your own sound knowledge and a mat to write this independently.</p> | <p>Choose 1 or 2 challenge ideas from your choosing grid.</p> | Break time | <p>Watch the Tapestry phonics challenge and complete activity.</p> <p><i>You could also watch a previous challenge and recap those any of activities.</i></p> | Lunch time | <p>Can you watch or if you have the book read 'What the Ladybird Heard'</p> <p>https://www.youtube.com/watch?v=XSbeEMfrkdw – For a storytelling of the book.</p> <p>http://www.juliadonaldsonbooks.com/what-the-ladybird-heard/home - Themed activities and things to play linked to the book.</p> <p>https://www.slideshare.net/coyb1971/what-the-ladybird-heard - Slides of the book to read to your child.</p> <p>After you have listened to the story, have a moment by the window or sat outside and think about what you can hear. Tell someone in your house about what you could hear, send us a video to tell Mrs Baker & I or maybe draw a picture of what you could hear to send to us.</p> | <p>Choose 1 or 2 challenge ideas from your choosing grid.</p> |
| Tuesday | <p>Start your morning singing!</p> <p>https://www.youtube.com/watch?v=l8UFnc85-xM&list=PL-VN5yNMbQ7aXjEz_W-sOthCXZrfUdY-a&index=4</p> <p>Can you sing and dance along the new king!</p> | <p>PE – 30 minutes of exercise</p> <p>You could join Jo Wicks in his daily morning exercise, do a cosmic yoga or perhaps do some dance following the CBBC let's move link below.</p> <p>https://www.bbc.co.uk/programmes/b03g64pk</p> | <p>Choose 1 or 2 challenge ideas from your choosing grid.</p> | Break time | <p>Watch the Tapestry phonics challenge and complete activity.</p> <p><i>You could also watch a previous challenge and recap those any of activities.</i></p> | Lunch time | <p>Get crafty this afternoon. Think about what your favourite insect is, how could you create your own representation of this bug? Maybe you could draw, paint, mould it, use natural objects to create it, use a stick to draw it in the mud, bake something shaped like your bug, use junk modelling to make it or even use your chalk outside to draw it. Be creative and have fun, please send pictures to me so I can see what your favourite insect is 😊</p> | <p>Choose 1 or 2 challenge ideas from your choosing grid.</p> |


Creepy Crawlies




Suggested EYFS weekly timetable for learning at home 27/4/20

| | | | | | | | | |
|-----------|---|--|---|------------|---|------------|--|---|
| Wednesday | <p>When you are making breakfast this morning why don't you have a fun dance around the kitchen with your family. Play a favourite song and have a boogie 😊</p> | <p>Can you use technology, books or ask someone in your house questions to find out some cool facts about creepy crawlies. Maybe you could write 1 or 2 of your favourite facts to share with you friends, If you upload them onto Tapestry I can tag your friends in 😊</p> <p>Below are some links to online resources for facts if you want to explore them.</p> <p>https://pestworldforkids.org/</p> <p>https://www.natgeokids.com/uk/discover/animals/insects/15-facts-about-bugs/</p> <p>https://www.woodlandtrust.org.uk/blog/2019/04/minibeast-hunt/</p> <p>https://www.ducksters.com/animals/bugs.php</p> | <p>Choose 1 or 2 challenge ideas from your choosing grid.</p> | Break time | <p>Watch the Tapestry phonics challenge and complete activity.</p> <p><i>You could also watch a previous challenge and recap those any of activities.</i></p> | Lunch time | <p>Can you think about doubling this afternoon? You could paint a ladybird and double its spots to make the wings even. You could make a ladybird using natural objects doubling its spots. You could print out the ladybird doubling sheet or perhaps make your own doubling challenges with your favourite toys.</p> | <p>Choose 1 or 2 challenge ideas from your choosing grid.</p> |
|-----------|---|--|---|------------|---|------------|--|---|

Creepy Crawlies



Suggested EYFS weekly timetable for learning at home 27/4/20

| | | | | | | | | |
|----------|---|--|---|-------------------|--|-------------------|---|---|
| Thursday | <p>Start your morning with some stretches and exercise!</p> <p>Why not follow the link to Arnold Ant Cosmic Yoga https://www.youtube.com/watch?v=iWowDC3x0hE&vl=en-GB</p> | <p>Have a look at halving today. You could have a go at the ladybird halving on the website, play a game on busy things or use things in your home to help you. You could halve your food when playing café, halve your ingredients in the mud kitchen for your recipes or perhaps halve your toys to practise this skill. Have fun giving it a go ☺</p> | <p>Choose 1 or 2 challenge ideas from your choosing grid.</p> | <p>Break time</p> | <p>Watch the Tapestry phonics challenge and complete activity.</p> <p><i>You could also watch a previous challenge and recap those any of activities.</i></p> | <p>Lunch time</p> | <p>Watch and complete the Forest School Challenge on Tapestry.</p> <p>You could also complete previous challenges or ask your child to think about their favourite thing to do at forest school and recreate it at home.</p> | <p>Choose 1 or 2 challenge ideas from your choosing grid.</p> |
| Friday | <p>Start your morning dancing!</p> <p>https://www.youtube.com/watch?v=utWriWg2_tk&list=PLYitPFkxk2OV6mYvDsa9KTq5Is92isEl&index=2</p> <p>Above is a link to the song Ugly Big Ball (this is one of Miss Whittle's favourites) Why don't you pick a bug to dance as at the ball ☺</p> | <p>Choose a book from the web link and read it to your grown up. https://www.oxfordowl.co.uk/for-home/find-a-book/library-page/</p> <p>Look back through the book and maybe draw a picture of your favourite character. Why don't you write words to describe them to us? I have added a few bug themed books you can read below ☺</p> | <p>Choose 1 or 2 challenge ideas from your choosing grid.</p> | <p>Break time</p> | <p>Think about the sounds you have learnt this week. Practise them through a game, hunt for them outside or perhaps pick one to challenge yourself with on phonics bloom ☺</p> | <p>Lunch time</p> | <p>Why don't you go on a bug hunt this afternoon in your garden or on your daily walk. Below I have added a pictogram for the insects I saw in my garden. Can you make a pictogram to show the insects you saw? I have also added onto the school website a printable pictogram you can use if you'd like ☺</p>  | <p>Choose 1 or 2 challenge ideas from your choosing grid.</p> |

Here are some links to bug related texts from Oxford Owl - https://www.oxfordowl.co.uk/api/digital_books/1215.html
<https://www.oxfordowl.co.uk/api/interactives/13015.html> https://www.oxfordowl.co.uk/api/digital_books/1439.html